

## Setup - Power School Portal App


There are 2 Apps available: Power School **for Parents** and Power School **for Students**.

If you are using a student login you must download the Student App


If you are a parent and have created your parent account, then you need to download the Parent App.

You will need Maclay School's District Code: **MCJP**

Student Sign In [Help](#)

District Code 

M	C	J	P
---	---	---	---



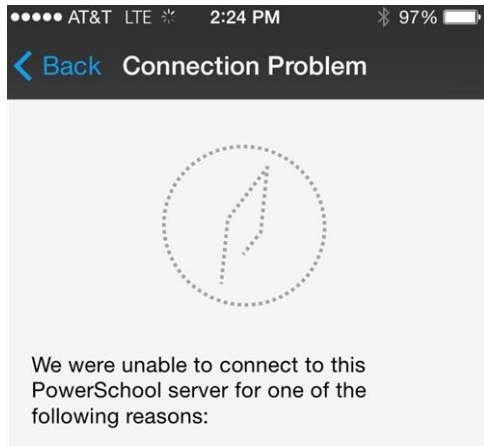
[Where is my district code?](#)

Username

Password

**Sign In**

Some users have had an issue getting a connection error. If you get the following error then click the Blue Help at top.



After tapping the blue help link you will tap Search for District:

Now Tap Search for Your District



Locate your district code on the bottom left corner of the navigation menu on the PowerSchool public portal.

### Frequently Asked Questions

If the district code does not display on the PowerSchool public portal, tap Search for Your District button below to locate your district and sign in to PowerSchool.

[Search for Your District](#)

Next enter the following server address:

<https://school.maclay.org>

●●●●● AT&T LTE 2:50 PM 100%

[Back](#) Search for PowerSchool

District Name

School Name

Search

Or

PowerSchool Server Address

Submit

Now you are ready to login and should not receive any connection errors:

## Student Sign In

[Help](#)

District Code

*	*	*	*
---	---	---	---



[Where is my district code?](#)

student-user	×
●●●●●●●●	×

Sign In

Q	W	E	R	T	Y	U	I	O	P
A	S	D	F	G	H	J	K	L	
↑	Z	X	C	V	B	N	M	×	
123	space						Go		